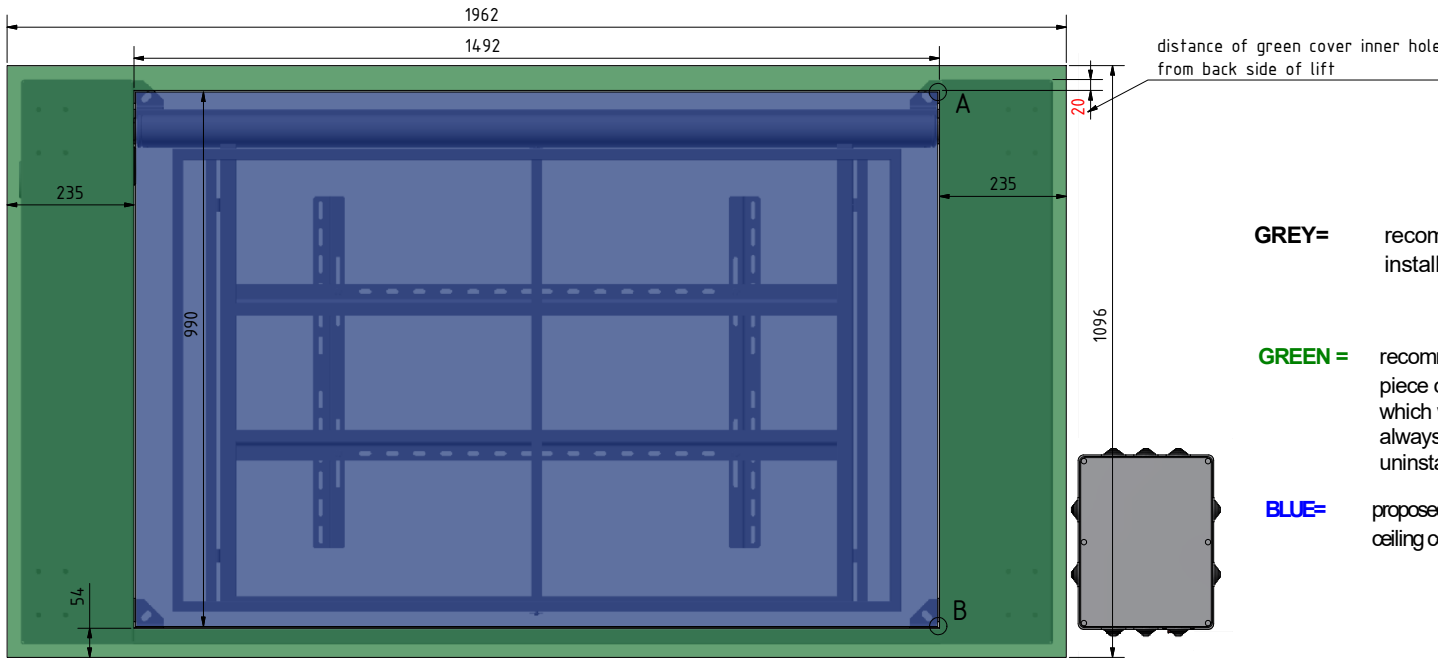


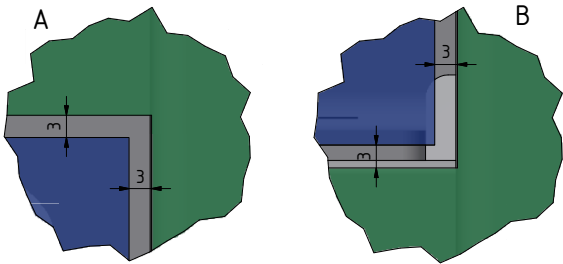
FPLCV2B SLIM 52-60: Ceiling Details



GREY= recommended **minimum** inner dimensions of the ceiling box for the installation of the lift: 1962x168x1096mm (WxHxD)

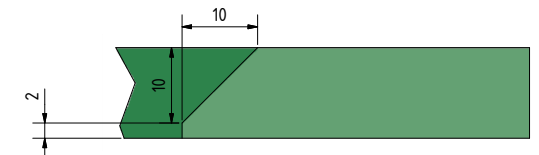
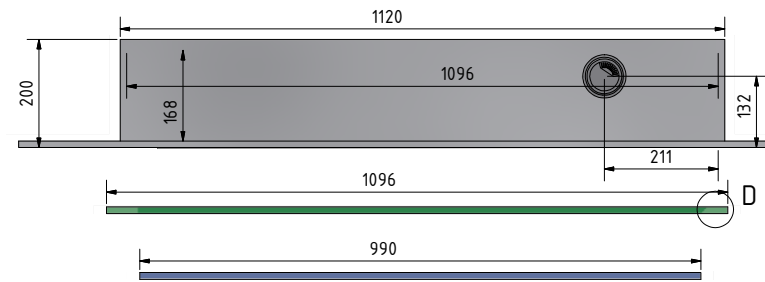
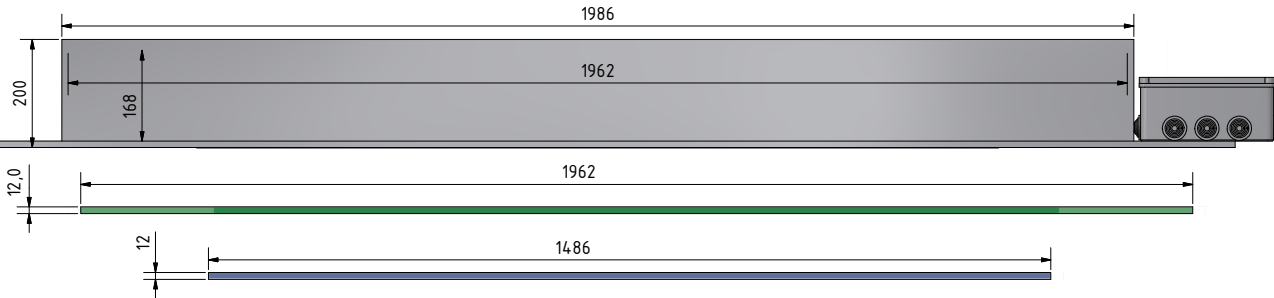
GREEN = recommended construction of MDF or marine plywood for the fixed piece of ceiling cover with dimensions 1962x12x1096mm (WxHxD), which will be fixed on the ceiling, after the installation of the lift, so that it will always be easily removable, in case the mechanism needs to be uninstalled.

BLUE= proposed construction of MDF or marine plywood for the movable piece of ceiling cover (behind the TV) with dimensions 1486x12x990mm (WxHxD).



The hole for the entrance of TV cables inside the lift, is located on the right side of the lift, at a distance of 132mm from the bottom of the false ceiling and 211mm from the inner back side of the box (near the rotation axis of the mechanism).

Attention: power or signal cables must not have plugs or connectors or joints when routing them inside the lift and must be of uncut length and flexible.



Attention: the fixed ceiling cover (GREEN) hole side with a **length of 1492mm**, must be **chamfered** on its inner **upper and rear side**, so that it does not touch the moving part of the movable ceiling cover during opening and closing motion of the lift. See detail D.