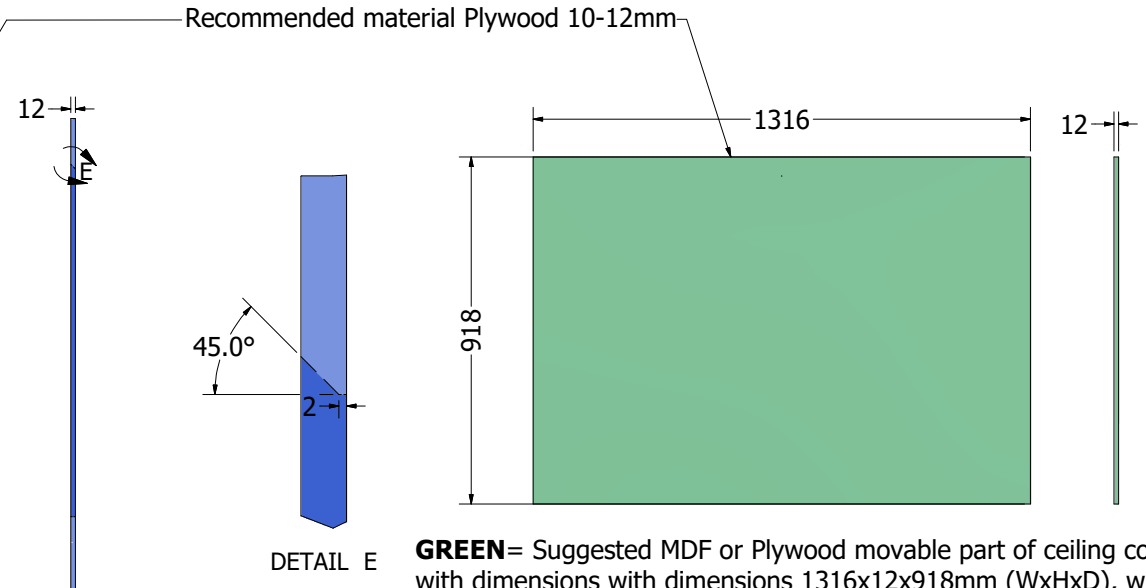
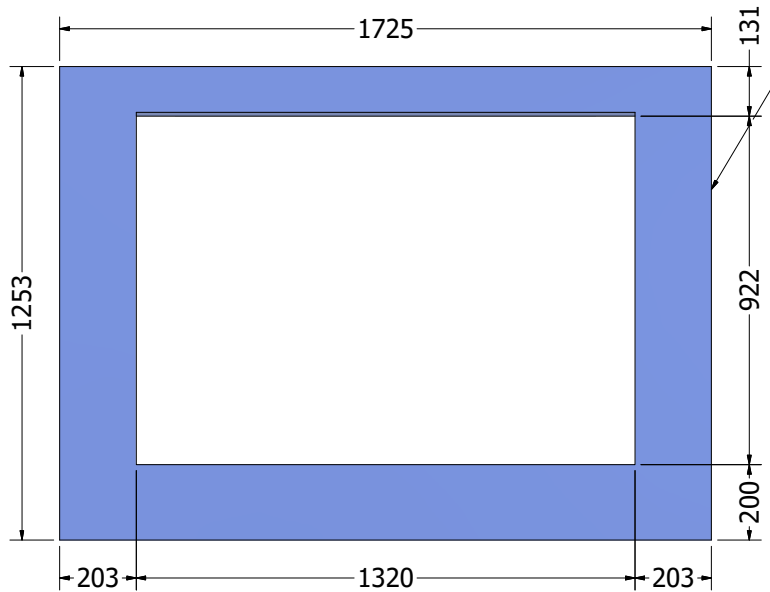
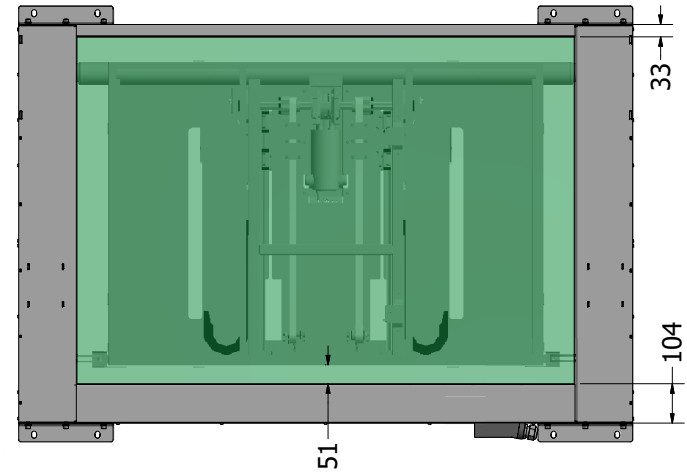
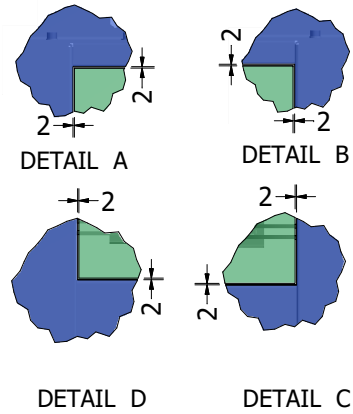
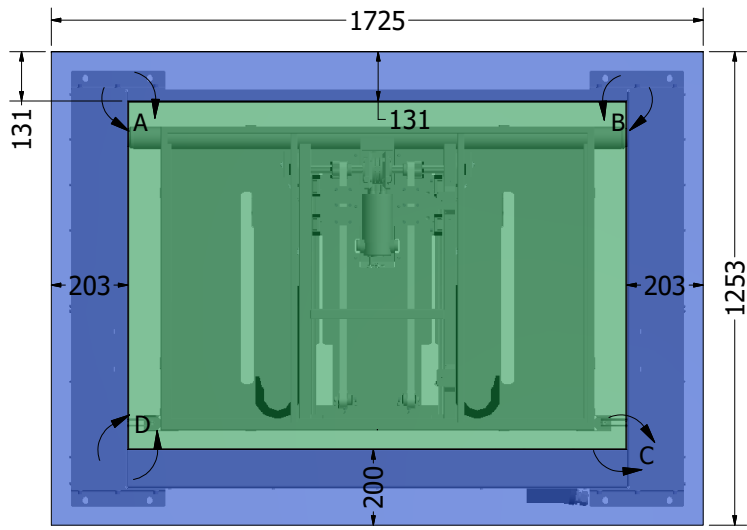


FPLCV2 42-50+LM+LOCK - Ceiling Details 1/2



BLUE= Suggested MDF or Plywood piece of ceiling cover, with dimensions 1725x12x1253mm (WxHxD), which must be fixed on the ceiling after lift's installation is finished, but always be able to be removed in case the lift needs to be uninstalled

GREEN= Suggested MDF or Plywood movable part of ceiling cover, with dimensions with dimensions 1316x12x918mm (WxHxD), which must be mounted on the moving part of the lift.

CATEGORY	FLAT PANEL CEILING LIFT	DRAWING TYPE	
MODEL	FPLCV2 42-50+LM+LOCK - CEILING DETAILS 1/2	DRAFT	FINAL
FEATURE	VERTICAL LOWERING DISTANCE 440mm, SWIVELLING UP TO 90degrees & SAFETY LOCKING SYSTEM IN CLOSED POSITION		x
COLOUR	POWDER COATING RAL9005 (BLACK BUFF)	REVERSION	DATE
DRAWING No	V1.1.27022020-VK	NO	

